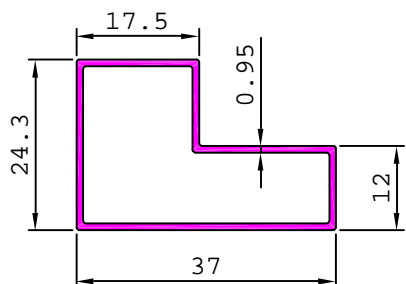


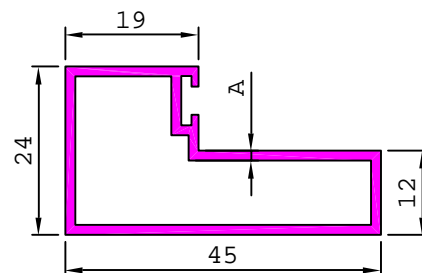
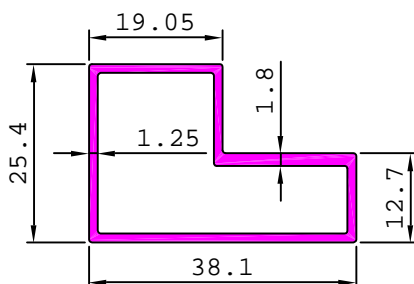
# SUPER PROFILE

## SYNTEX SECTION & GRILL FRAMES

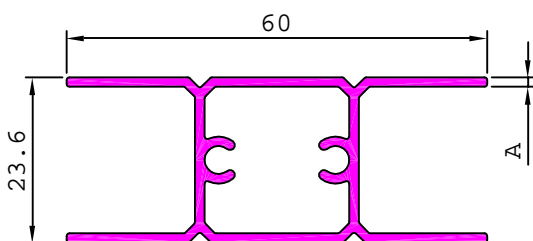
20501 0.299 kg/m



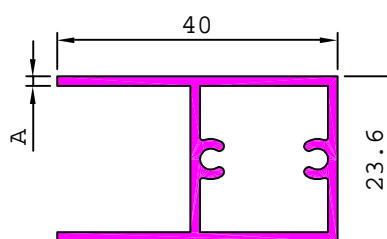
20502 0.440 kg/m



SL. No.	Section No.	A	Weight kg/m
1	20734	1.04	0.395
2	20843	1.42	0.526



SL. No.	Section No.	A	Weight kg/m
1	20828	1.10	0.535
2	20875	1.35	0.654



SL. No.	Section No.	A	Weight kg/m
1	20872	0.73	0.273
2	20849	0.84	0.314
3	20848	1.12	0.414
4	20827	1.38	0.506

## GRILL FRAMES

20698 0.272 kg/m

