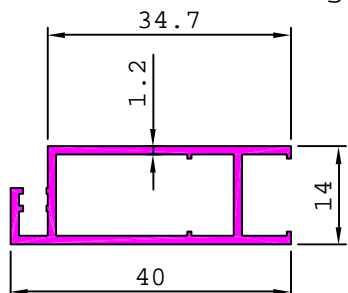


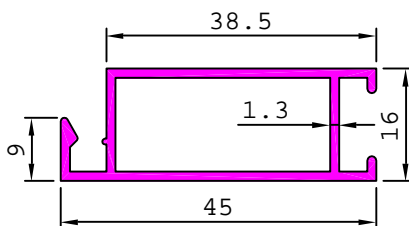
SUPER PROFILE

FLY SCREEN

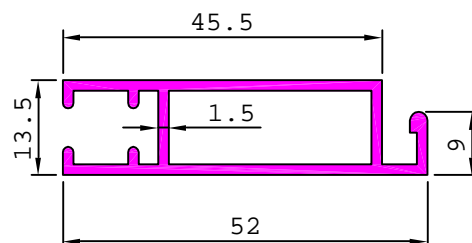
20747 0.346 kg/m



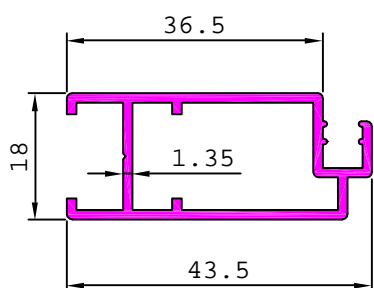
20758 0.430 kg/m



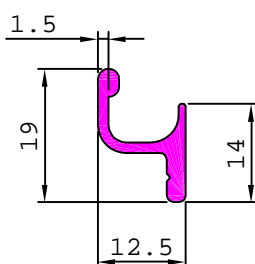
20777 0.560 kg/m



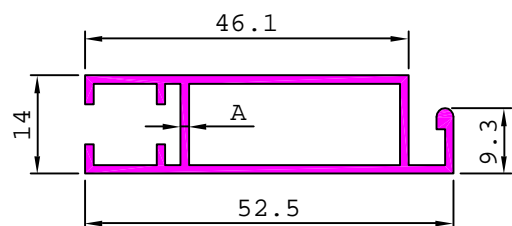
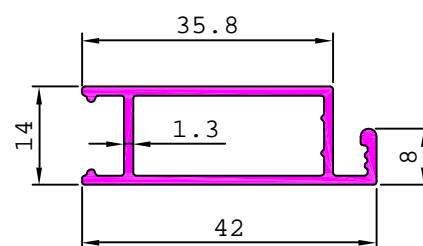
20791 0.466 kg/m



20866 0.173 kg/m

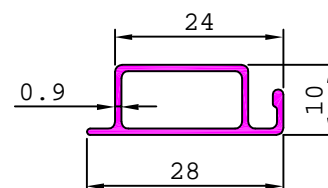


21041 0.390 kg/m

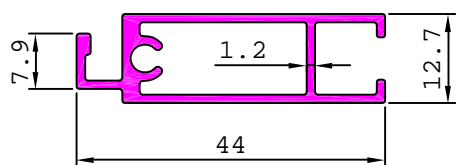


SL. No.	Section No.	A	Weight kg/m
1	20985	1.20	0.467
2	21011	1.10	0.432

21109 0.173 kg/m



21154 0.421 kg/m



21155 0.275 kg/m

