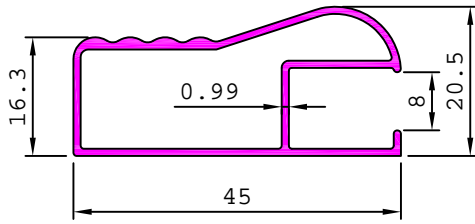


KITCHEN CABINET

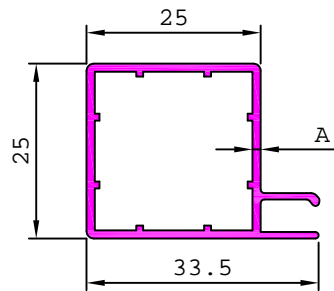
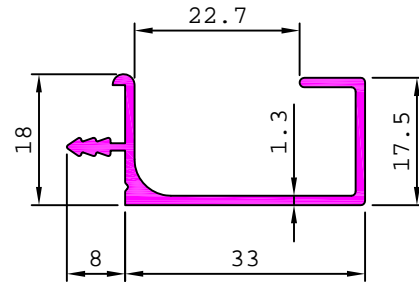
22101

0.386 kg/m

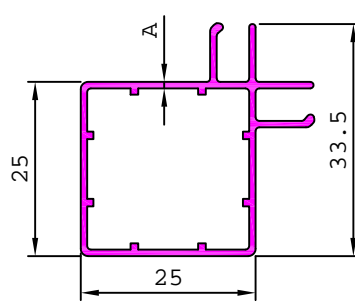


22106

0.312 kg/m



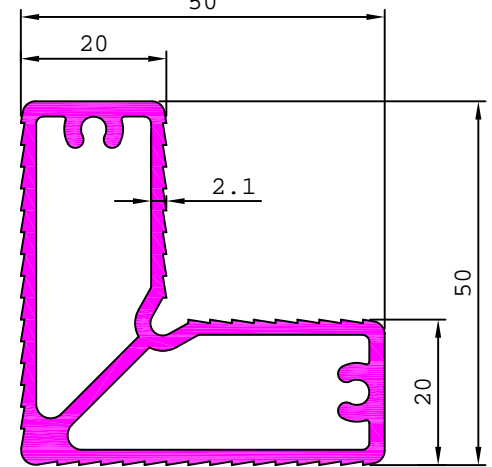
SL. No.	Section No.	A	Weight kg/m
1	22107	0.85	0.273
2	22117	1.10	0.343



SL. No.	Section No.	A	Weight kg/m
1	22108	0.85	0.314
2	22118	1.10	0.396

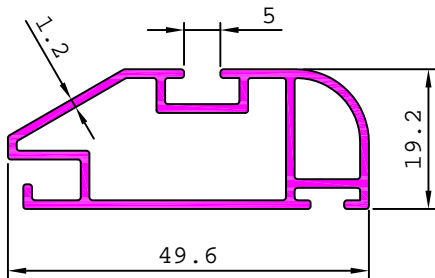
22109

1.256 kg/m



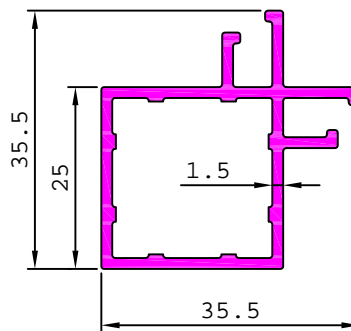
22110

0.545 kg/m



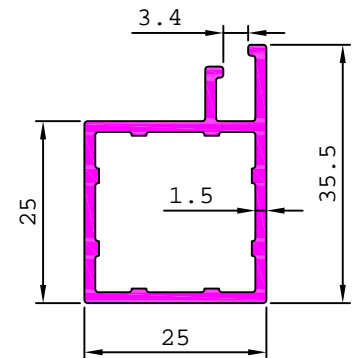
22112

0.565 kg/m



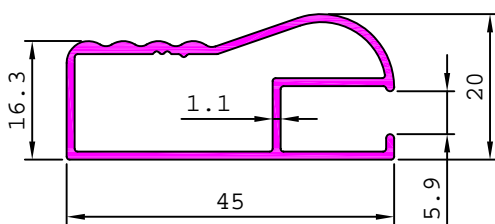
22113

0.484 kg/m



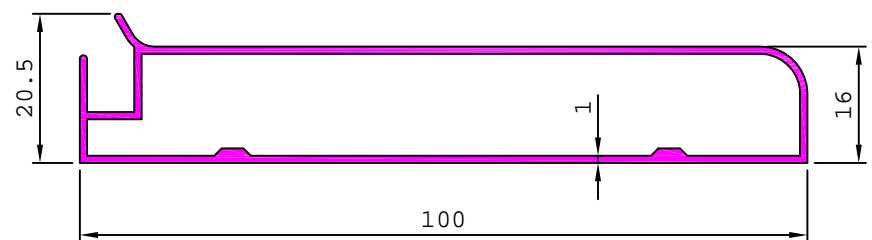
22114

0.423 kg/m



22115

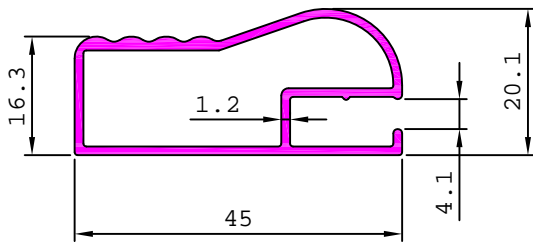
0.666 kg/m



KITCHEN CABINET

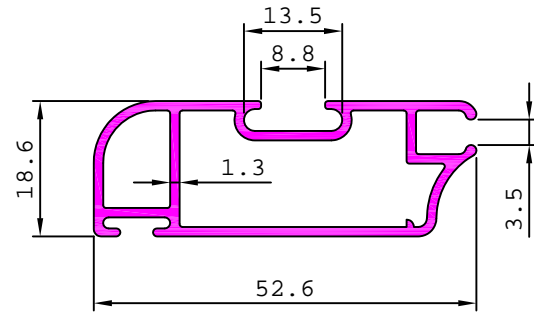
22116

0.457 kg/m



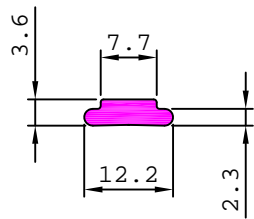
22119

0.594 kg/m



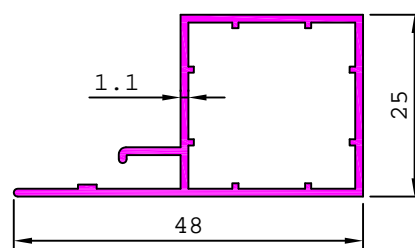
22120

0.098 kg/m



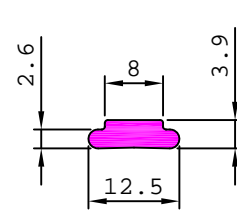
22121

0.389 kg/m



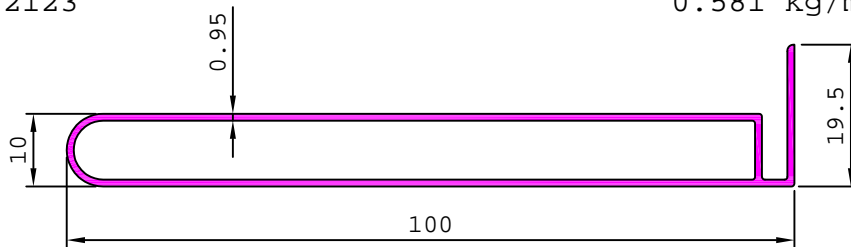
22122

0.111 kg/m



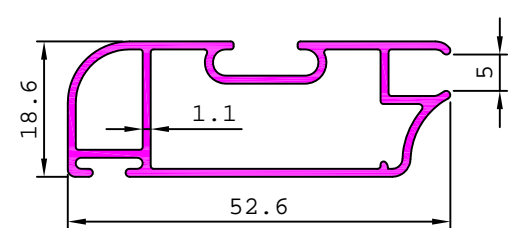
22123

0.581 kg/m



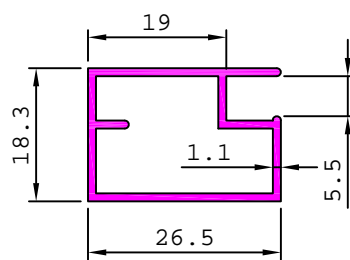
22124

0.521 kg/m



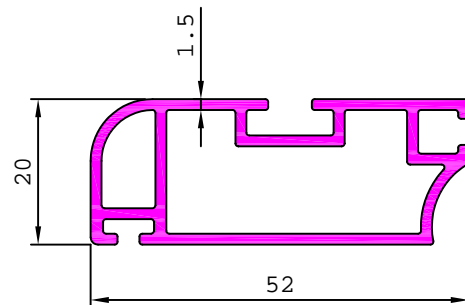
22128

0.289 kg/m



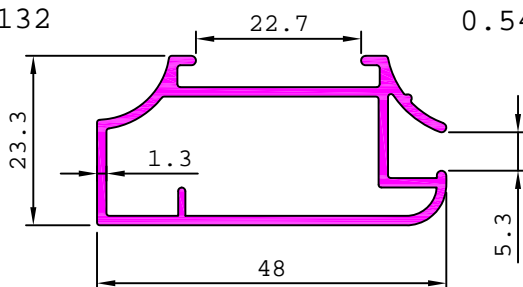
22134

0.723 kg/m



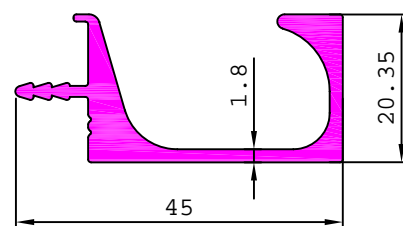
22132

0.540 kg/m



22133

0.620 kg/m



KITCHEN CABINET

<p>22135 0.290 kg/m</p>	<p>S3817 0.159 kg/m</p>	<p>S3820 0.093 kg/m</p>
<p>S3818 0.228 kg/m</p>	<p>S3819 0.288 kg/m</p>	<p>S3892 0.340 kg/m</p>
<p>S3893 0.413 kg/m</p>	<p>S4014 0.370 kg/m</p>	<p>S4015 0.343 kg/m</p>