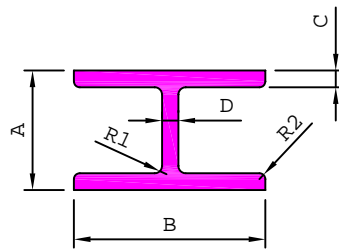


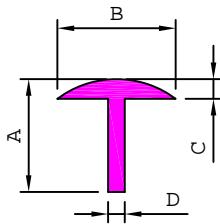
H-SECTIONS, ROUND & BULBED TEES

H-SECTIONS



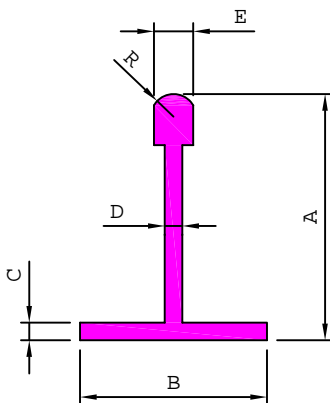
SL. No.	Section No.	A	B	C	D	R1	R2	Weight kg/m
1	17010	9.54	19.05	1.30	1.30	-	-	0.158
2	17008	28.00	22.00	1.85	1.85	-	-	0.341
3	17009	28.00	22.00	2.80	2.80	-	-	0.501
4	17004	31.00	32.00	3.00	3.00	1.00	1.00	0.718
5	17016	40.00	20.00	4.90	4.00	-	1.00	0.851
6	17011	51.50	24.80	2.50	1.90	-	-	0.573
7	17015	61.00	30.00	2.00	2.00	-	-	0.631
8	17007	76.20	63.50	5.08	3.30	6.35	-	2.424
9	27834	132.00	200.00	16.00	16.00	7.00	-	21.713

ROUND TEES



SL. No.	Section No.	A	B	C	D	Weight kg/m
1	17104	20.00	20.00	1.85	0.70	0.110
2	17102	22.22	22.22	2.85	1.60	0.212

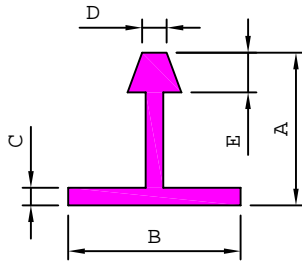
BULBED TEES - STRAIGHT HEAD



SL. No.	Section No.	A	B	C	D	E	R	Weight kg/m
1	17219	23.50	23.50	0.90	0.90	2.70	-	0.122
2	17210	23.50	23.50	1.20	1.20	3.00	-	0.171
3	17204	23.50	23.50	1.50	1.50	3.00	-	0.202
4	17209	25.00	24.50	0.59	0.59	2.05	-	0.085
5	17213	25.00	24.50	0.65	0.65	2.30	-	0.097
6	17212	25.00	24.50	0.95	0.95	2.50	-	0.136
7	17217	25.00	24.50	0.74	0.74	2.50	-	0.109
8	17211	25.00	25.00	1.17	1.17	3.50	-	0.171
9	17214	25.00	25.00	1.35	1.35	3.50	-	0.195
10	17216	25.00	25.00	1.60	1.60	3.50	-	0.219
11	17218	25.45	40.00	1.45	1.45	2.80	1.40	0.258
12	17203	30.00	30.00	1.60	1.50	2.80	2.50	0.254
13	17215	32.00	32.00	1.45	1.45	2.80	2.50	0.254
14	17206	32.00	32.00	1.60	1.60	2.80	2.50	0.278
15	17208	35.00	23.50	1.50	1.50	3.00	-	0.249
16	17205	36.50	23.50	1.50	1.50	3.00	-	0.254
17	17221	38.00	25.00	1.40	1.40	2.80	1.40	0.249
18	17220	38.00	38.00	1.40	1.40	5.00	2.50	0.329
19	17201	38.10	38.10	1.50	1.60	5.10	2.55	0.357
20	17207	50.80	38.10	1.50	1.50	4.00	-	0.381
21	17202	63.50	38.10	2.03	1.60	5.10	2.55	0.519

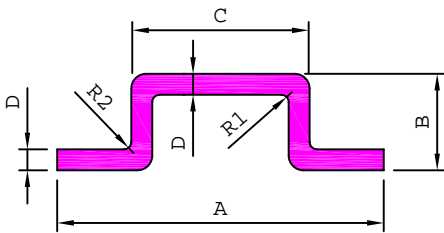
BULBED TEES & TOP HATS

BULBED TEES - TAPERED HEAD

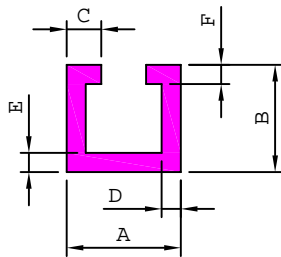


SL. No.	Section No.	A	B	C	D	E	Weight kg/m
1	17304	36.50	25.00	1.10	2.80	2.80	0.195
2	17302	36.50	25.00	1.60	2.80	2.80	0.270

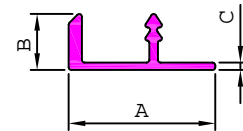
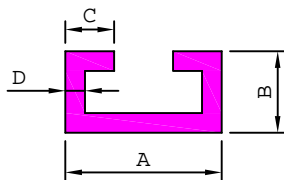
TOP HATS



SL. No.	Section No.	A	B	C	D	R1	R2	Weight kg/m
1	17457	31.15	12.70	12.00	3.18	--	--	0.430
2	17459	34.00	7.15	12.50	1.20	--	--	0.148
3	17456	40.00	16.00	20.00	4.00	--	--	0.690
4	17452	57.15	28.50	23.81	2.39	0.50	0.50	0.706
5	17453	63.50	31.75	25.40	3.18	-	1.60	1.038
6	17455	88.90	44.45	44.45	3.18	3.18	3.18	1.495

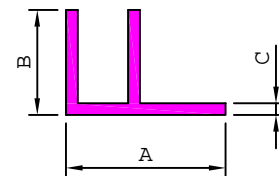


SL. No.	Section No.	A	B	C	D	E	F	Weight kg/m
1	17696	14.10	21.10	4.90	2.80	2.80	2.80	0.415
2	17634	24.00	24.00	7.50	1.25	1.25	1.25	0.276



SL. No.	Section No.	A	B	C	Weight kg/m
1	16699	22.00	8.40	1.10	0.132
2	17698	24.00	8.40	1.10	0.138

SL. No.	Section No.	A	B	C	D	Weight kg/m
1	17527	20.00	11.00	5.50	0.60	0.082
2	17506	20.84	11.70	5.92	1.00	0.140
3	17509	20.84	11.70	5.92	1.25	0.172
4	17512	20.84	11.70	5.92	1.62	0.216
5	17523	21.50	11.00	6.25	2.00	0.259
6	17522	22.00	10.00	4.00	1.00	0.124
7	17503	22.00	14.00	6.50	1.25	0.195
8	17570	22.50	14.00	6.75	1.00	0.163
9	17504	22.50	14.00	6.75	2.50	0.364
10	17651	32.00	18.00	8.25	3.00	0.587
11	17518	35.00	18.00	10.50	4.00	0.820
12	17640	160.00	70.00	30.00	3.00	2.818



SL. No.	Section No.	A	B	C	Weight kg/m
1	17544	21.30	16.00	1.35	0.184
2	17710	23.40	15.30	0.67	0.095
3	17555	23.40	15.30	0.97	0.136
4	17602	23.40	15.30	1.40	0.193
5	17697	25.00	16.00	1.30	0.191